






# ÇERKES MOTİFLERİ

küzey karkasya kültür derneđi yayınları





# ÇERKES MOTİFLERİ



kuzey karkasya kültür derneđi yayınları



## ÇERKES MOTİFLERİ

Çerkesler Kuzey Kafkasya'nın otoktan halkı. Araştırmaların ortaya koyduğu bir gerçek bu. Bir başka gerçek, dildeki çeşitliliğe karşın Çerkeslerin yaşam biçiminin bir olduğu, aynı kültürü oluşturduğu. Mitolojileri de tek ve kimi motifleri Grek Mitolojisi ile ortak. Tanrılardan ateşi çalan Sosrikua, bükülmez kırılmaz kılıçları döven Tlepş vb... Bu konudaki gelişmeler ortak motiflerin Grek Mitolojisine Nart Destanlarından aktarıldığı savına güç kazandırıcı doğrultuda.

Çerkeslerin Göçmen olarak buldukları topraklarda da bir süre sürdürebildikleri sosyal yapı, bu yapının sürekliliğini sağlayan kurumlar, bu kurumların işlevleri, gezginler, inceleyicileri şaşkırtıcı düzeyde. Doğal ki bu halkın yaşam biçimini, sosyo-kültürel yapısını yansıtan onlarla koşut el sanat ürünleri olacaktı. Vardı ve bunlar birer beğeni örneği idi. Kuzey Kafkasya Kültür Derneklerinin bu konuda Ankara ve İstanbul'da açmış oldukları sergilerin gördüğü ilgi, sanat çevrelerinde uyan dırdığı hayranlık bunun en yakın kanıtı.

"Çerkes Motifleri", albümümüzün adı. Biliyoruz ki bu adı taşıyan çalışma, çok daha yorucu, uzun süreli bir araştırmanın ürünü olmalıydı. Azından Çerkes Folklorü, el sanatları konulu bir inceleme yazısını içermeliydi. Ancak en iyi çalışmayı ortaya koymak düşüncesine sakı sıkıya sarılmanın, yapılması gerekli şeyleri büyük ölçüde geciktirdiği görüşündeyiz. Ayrıca bir yapıtın yetersiz de

olsa - kendisini en iyi göstermeye çalışmadıkça - yararlı olduğu, dahası bunun o alanda daha yetkin yapıtların itici gücü olacağı kanısındayız. Yanısıra amacımız da çok iddialı olmadığından eksik ve yetersiz olduğunu bildiğimiz bu küçük albümü yayımlamayı görev bildik.


Anadolu'nun çeşitli bölgelerinden gelen Çerkes Motifleri isteklerini topluca karşılamak yanında asıl amaç; Çerkes yapısı keçenin, dededen kalma halının, kilimin, hasırın, bir köşeye atılı duran para kesisinin, iğneliğin, günümüze gelebilen elbiselerin, gümüş düğmelerin, bunlar üzerindeki motiflerin kısaca Çerkes yapısı, Çerkesle ilgili her şeyin değerli ve önemli olduğunu belirtmek... Kültürünü yaşatmak, var olmak savında olan her Çerkesin folklörik değerlerimizin yitmemesi, derlenip değerlendirilmesi konularında çaba göstermesi gerektiğini bir kez daha vurgulamak.

Bu amaçlara albümün yaygınlık kazanması oranında yaklaşılabileceğini biliyoruz. Bunun için de ilk önlem fiatın düşük tutulması idi. Ancak derneklerarası istişari toplantılarda oybirliğiyle alınmış bir karar vardı: "Ankara'da Kafkas Kız Öğrenci Yurdu yaptırmak". Gelirini gereğine ve önemine inandığımız bu yurda ayırınca fiatını yüksek tutmayı uygun bulduk.

Albüm iki bölümden oluşuyor: Birinci bölümde Azamat Min Kutas tarafından derlenen, Mıyekuape'de yayımlanan "Adıge Halk El Sanatları" albümünden kimi motifler olduğu gibi aktarıldı. İkinci bölümde motiflerimizden bir bölümünün günümüze uygulanabilme olanağı araştırıldı.

Motifleri Albümden aktarıp düzenleyen ve uygulama örneklerini çizen Nefin (YILDAR) DAĞISTANY, Melek (FİDAN) ATALAY, Avni YEHUTLE ile "Çerkes Motifleri" ni baskıya hazırlayan Necdet HATAM, Keramettin DÖNMEZ ve Yunus BLENGABS'a, ayrıca basımda olanca titizliği gösteren EMEK KLİŞE çalışanlarına teşekkür ederiz.

Bu konuda araştırmaya, derlemeye dayalı daha yetkin, daha özgün yapıtların gecikmemesi umut ve dileğiyle...






**motifler**























































018225








НАЦИОНАЛЬНАЯ  
ВИДНОСТЬ  
Республики Адыгея






































































































































**uygulamalar**






Gece Elbiseleri:

Modellerini gördüğünüz elbiseler için seçeceğiniz kumaş ipek veya krep olmalıdır. Elbise modelinde beden etekle korsaj geçirilerek birleştirilir. Korsajın üzeri Çerkes motifleriyle süslüdür.





Gece elbiseleri için motiflerin büyütülmüşü bu sayfamızda verilmiştir. İstenilen nakış tekniği ile işlenebilir. Desenin orta kısımlarını boncuk veya çeşitli taşlarla süsleyerek desenin daha canlı görünmesini sağlayabilirsiniz.






Açıklama bir sonraki sayfada . . .



Öğleden sonra giyebileceğiniz fantazi bir kıyafet:  
Kadife etek üzerine ipek kumaştan yapılmış şık bir bluz.  
Bluzun kol ve bel kısmını Çerkes motifleri süslemektedir.  
Desenin kumaşa geçirilişi yukarıda gösterilmektedir :

Desenin üzerini simle kaplayınız. İpliği alttan yürütünüz. İpliği sim renginde seçiniz. Deseni işleyeceğiniz kumaşın altına organze geçiriniz.



Şık Önlükler :

Mutfağınızda zevkle iş yapmanızı sağlayacaklardır. Desenlerin büyütülmüşleri bir sonraki sayfada verilmiştir.










Desenler makina dikişi ile iş-  
lenmiştir. Yaka oyuntusu ve ke-  
narları fisto yapılmıştır. Aynı  
motifi bebek takımlarının bütün  
parçalarına işleyebilirsiniz.


Not: Motif tersinden gölge  
işi ile de geçirilebilir.







Keten üzerine çalışılmış şömendötbl. Desen keten üzerine Angles tekniği ile geçirilmiştir. Desenin tamamı bir sonraki sayfadadır. Desenin tamamı örtünün büyüklüğüne göre karelere ayırarak büyütülmelidir. Deseni örtü üzerine geçirmeden önce örmelisiniz. Şerit dantel yumağı ile örülmelidir.






*Bohça üzerine işle-  
nebilecek motifler.*

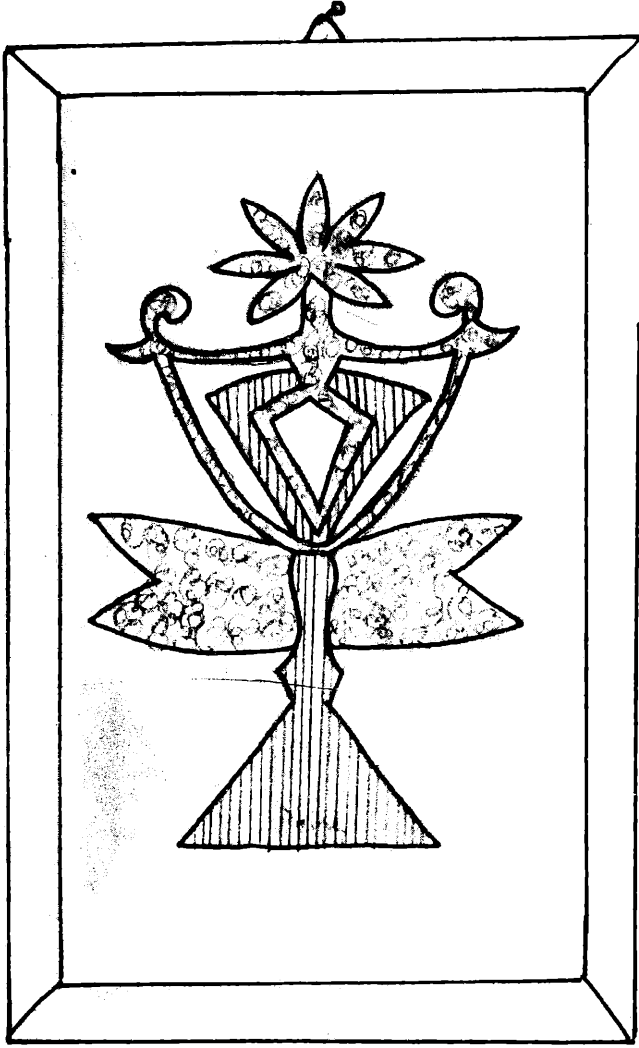




*Yukarıda gördüğünüz Amerikan servisi dikdörtgen peçetedeki motif biraz değiştirilerek kare peçetesine uygulanmıştır. Poplin veya ketenden yapılan bu peçetelerin kumaşına uygun iplik seçilmelidir. Desen basit nakış iğnelerinden biriyle kumaşa işlenecektir. Deseni işlerken kullanacağınız iplikten kenarına dantel geçirerek temizleyebilirsiniz.*




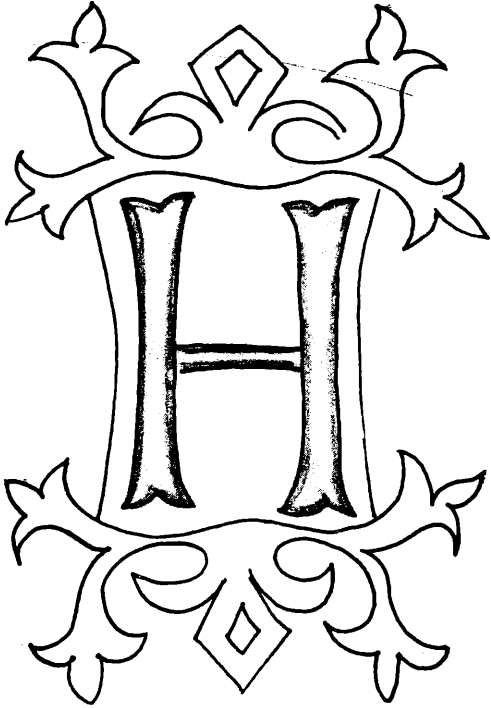

İki parça halinde onar santimetre karelik süetler alın. Deseni süet parçalarının üzerine geçirip kesin. Cüzdan yapacağınız süet parçasının üzerine yapıştırın. Sonra da kenarından muntazam makine çekin. Kenarlarını da ince deri parçaları ile çırparak diki. Ağız kısmına da yine deri geçirin. Desenleri geçirdiğimiz süet rengi zemin renginden ayrı olmalıdır.




Dekoratif Pano :

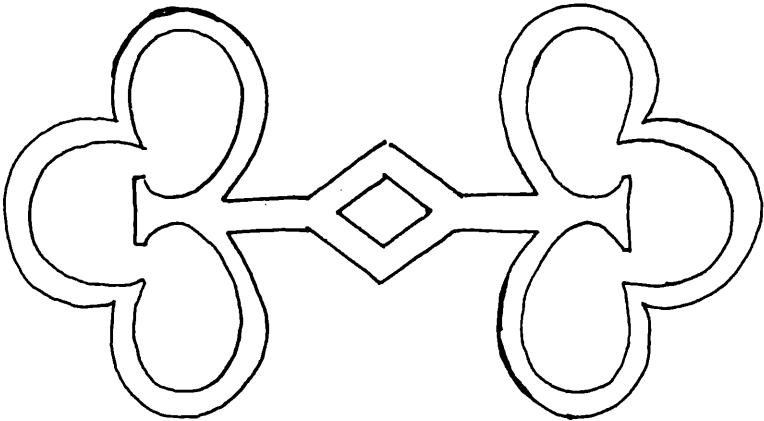

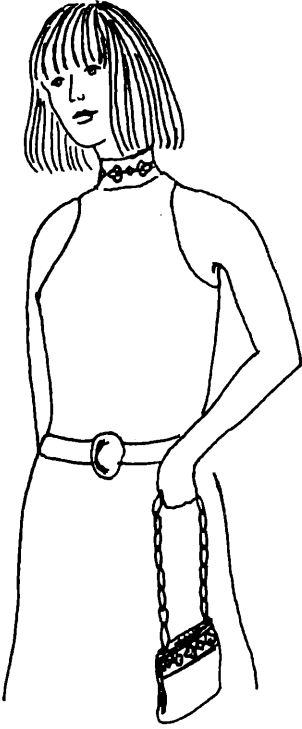
Bakır ve pirinç kesildikten sonra siyah divitin üzerine yerleştirilir. Desen, pirinç veya bakır üzerine sivri uçlu madeni bir kalemle geçirildikten sonra yumuşak bir zemin üzerine yerleştirilerek desenlendirilir. Desen büyütülerek kullanılmalıdır. Divitin geçirilen desenin arkası mukavvalanır çerçeveselenir. Çerçeveselenmeden önce bakır ve pirinç üzerine beyaz oje veya sentetik vernik sürülmelidir. (Oksitlenmesini önlemek için)

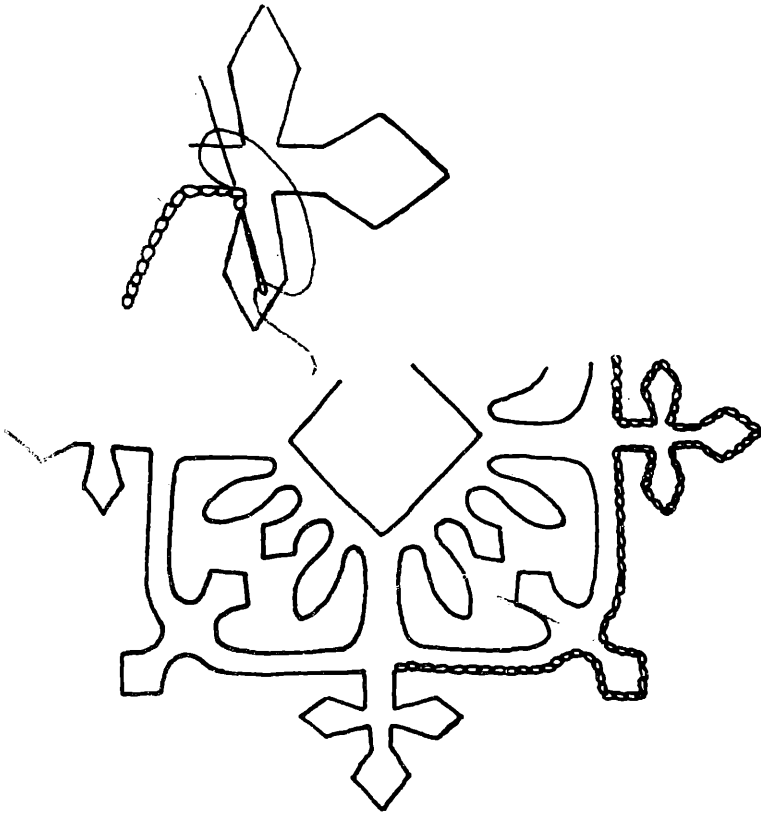
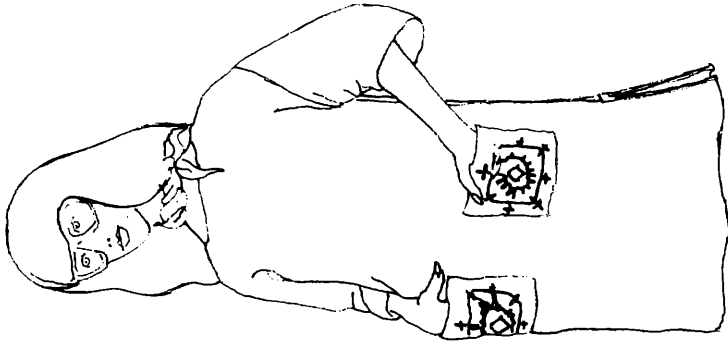









*Erkek gömleđi ceplerine uygulanabilecek desenle birleřtirilmiř marka modelleri.*

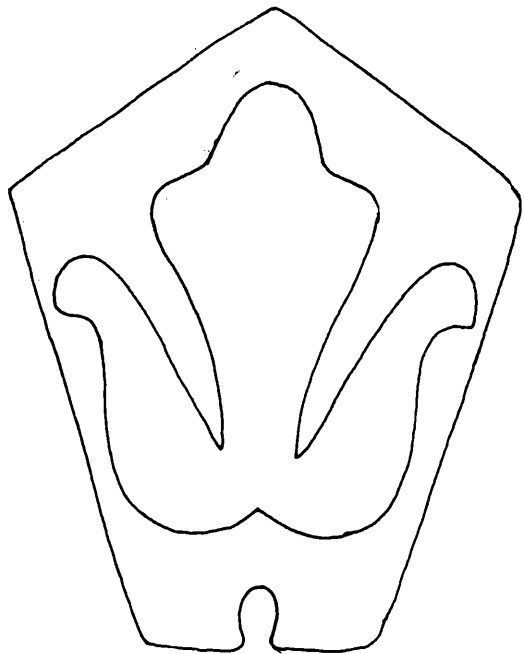



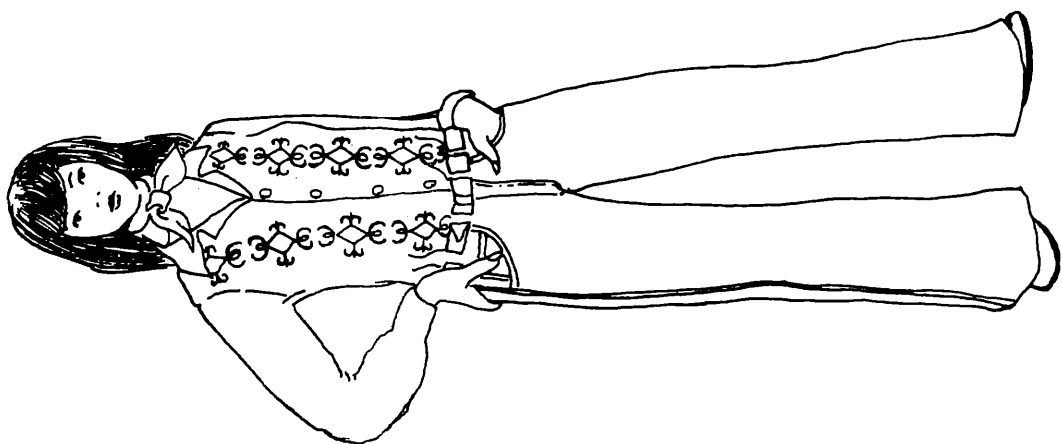





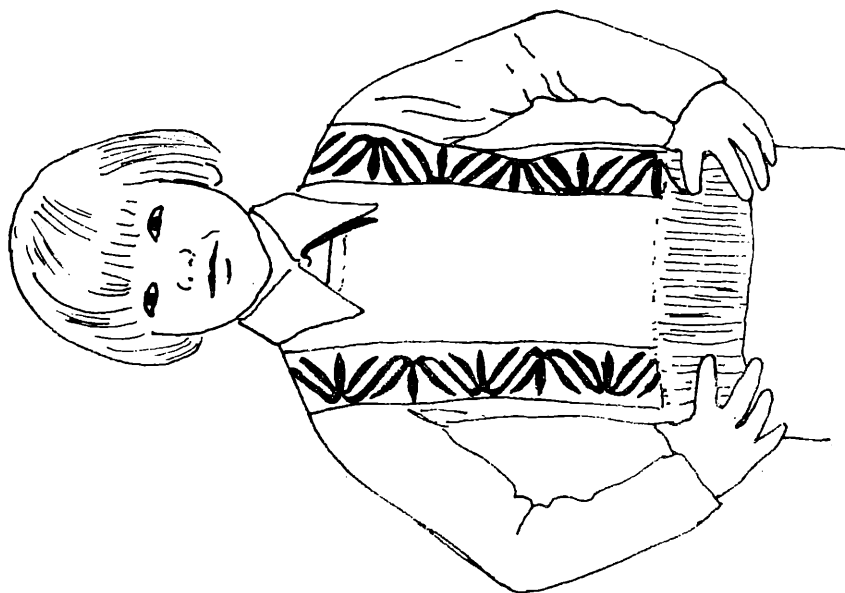











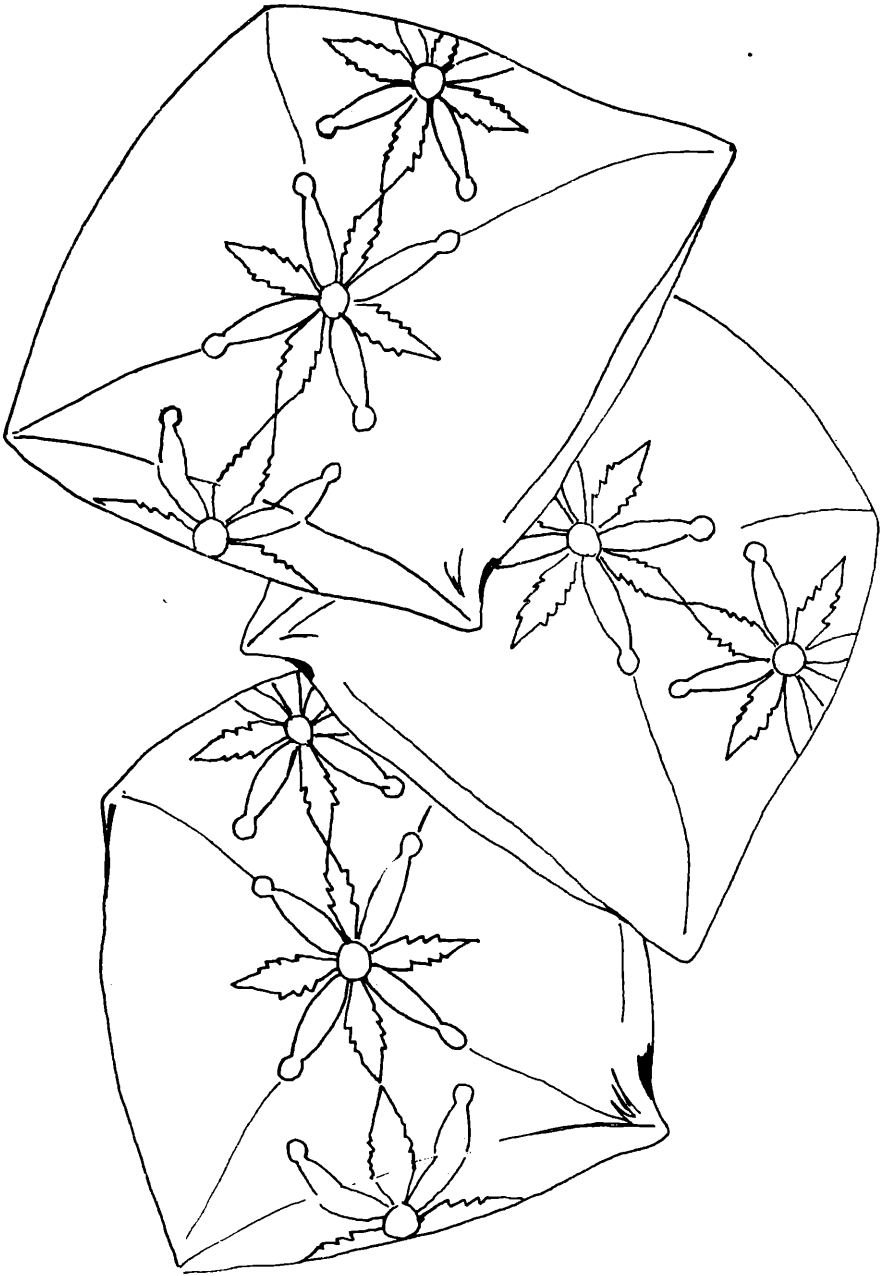









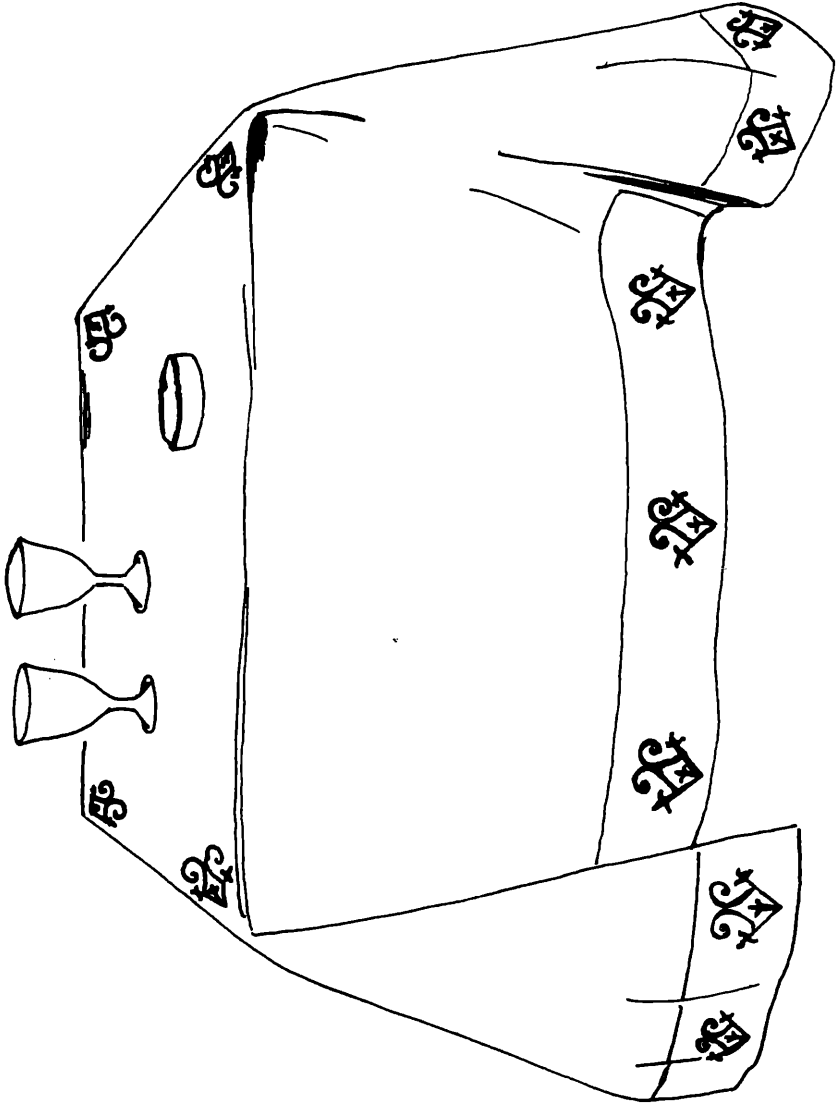












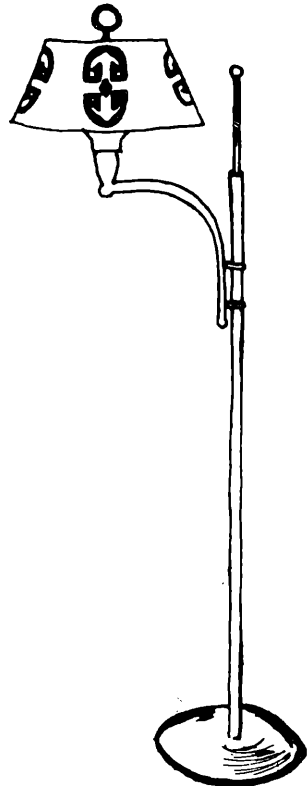
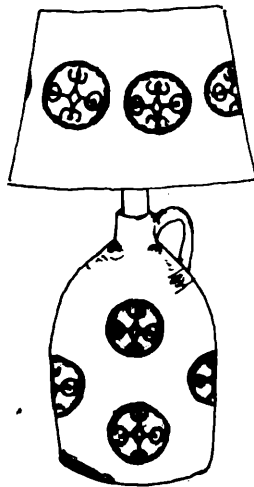

















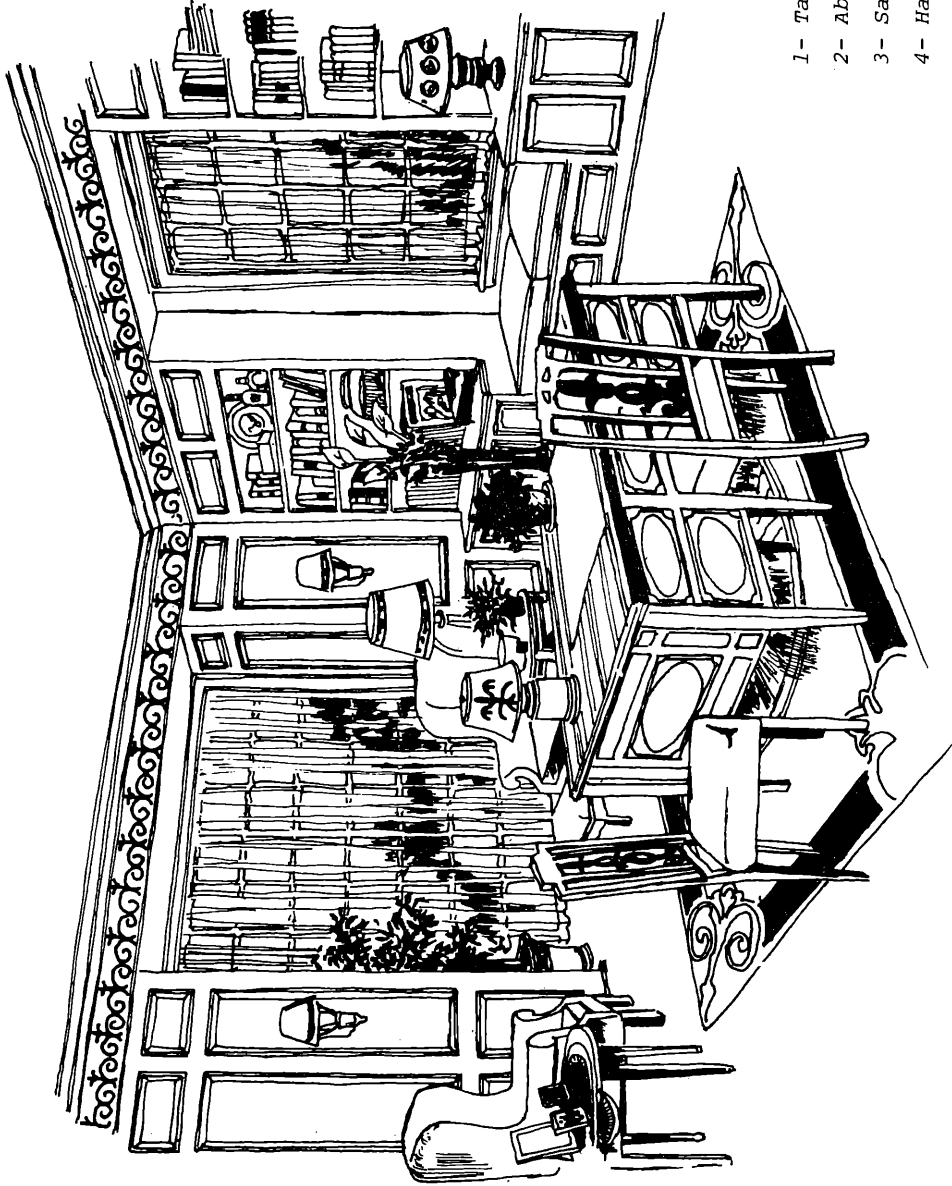






1- Duvar panoları

2- Yemek takımı



1- Tavan Motifi

2- Abajur

3- Sandalye arkalıkları

4- Halı köşesi



fiatı: 50 lira



bu albümün geliri  
**kafkas kız yurdu**  
fonuna ayrılmıştır



kuzey kafkasya kültür derneği  
şenyuva yapı koop. ev. mecnun sok. 130  
ankara